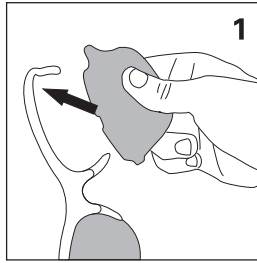


keylines do not print  
art @ 100%

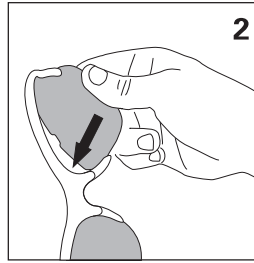
Tech Support Line  
1-800-888-2710  
20-5572 0309\_1

## INSTALLATION

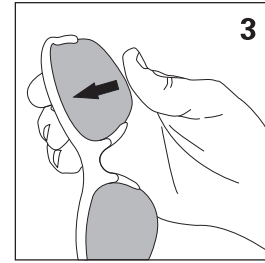
SCATTIANTE®  
RACE



**Step 1**  
Insert the outside corner  
of the lens into the frame  
at the temple.



**Step 2**  
Flex the frame slightly  
and insert the inside  
corner of the lens into  
the frame groove near  
the nosepiece.

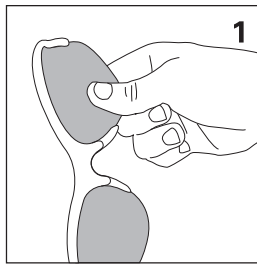


**Step 3**  
While holding the frame  
and lens, apply pressure  
to the lower edge of the  
lens to pop it into place.

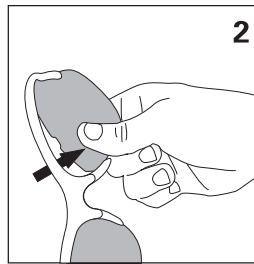
Tech Support Line  
1-800-888-2710  
20-5572 0309\_1

## REMOVAL

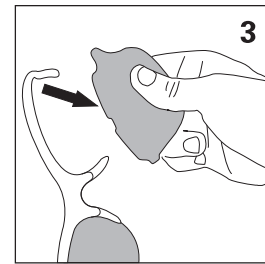
SCATTIANTE®  
RACE



**Step 1**  
Grip the inside corner of  
the lens near the nose  
piece.



**Step 2**  
Flex the frame slightly  
and pull down on the  
lens to release it from  
the frame.



**Step 3**  
The entire lens should  
come away from the  
frame.