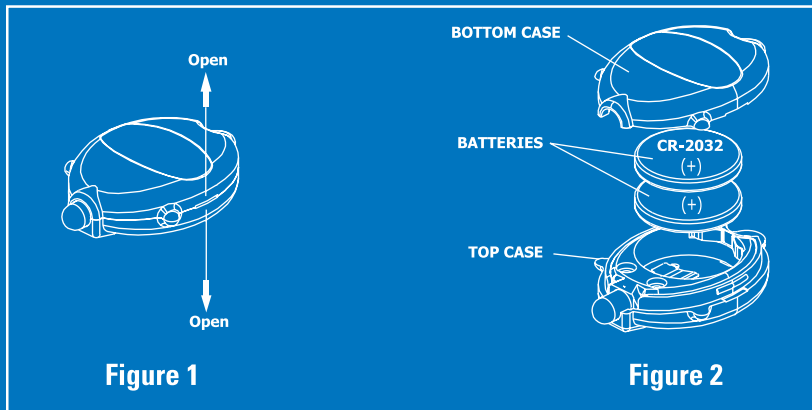


### Battery Replacement

1. Each Viewpoint™ HotSpot light uses 2 CR-2032 batteries.
2. Use a small flat blade screwdriver to pry open the battery cover. See Figure 1.
3. Remove the spent batteries and dispose of properly.
4. Insert two batteries in the battery compartment, with the positive pole of both batteries facing up. See Figure 2.
5. Replace the battery cover and snap firmly shut.




### Suggested applications:



Handlebar



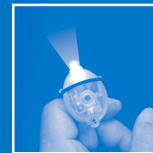
Seatpost



Fork



Seatstay



Finger



Keychain

Tech Support Line 1-800-553-8324



**Performance Inc.**  
One Performance Way  
Chapel Hill, NC 27514  
Made in China  
PerformanceBike.com

PERFORMANCE and the Flying P are registered marks of Performance Inc.

40-2007



Viewpoint™  
HotSpot lights