

cassette

PERFORMANCE



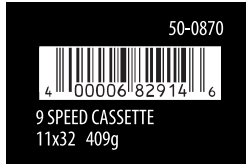

- Shimano® compatible
- Computer-designed tooth profile for optimum shifting
- Durable hardened steel construction ensures long wear

To install the Performance Forté Cassette:

1. Align the wide splines on the inside of the cogset with the wide groove on the freehub body, and slide into place.
2. Align the wide spline on the inside of all individual cogs with the wide groove on the freehub body, and slide into place.
3. Grease the threads of the retaining ring, and thread into the freehub body.
4. Tighten retaining ring to a torque of 22ft.-lbs.




Performance Inc.
 One Performance Way
 Chapel Hill, NC 27514
 Made in Taiwan
 PerformanceBike.com
 PERFORMANCE and the Flying P Logo are registered marks of Performance Inc.
 Shimano® is a registered trademark of the Shimano® Corporation



cassette

PERFORMANCE

Forté COMP



cassette

- Shimano® compatible
- Computer-designed tooth profile for optimum shifting
- Durable hardened steel construction ensures long wear

PERFORMANCE

cassette

- Shimano® compatible
- Computer-designed tooth profile for optimum shifting
- Durable hardened steel construction ensures long wear

cassette

PERFORMANCE

- Shimano® compatible
- Computer-designed tooth profile for optimum shifting
- Durable hardened steel construction ensures long wear