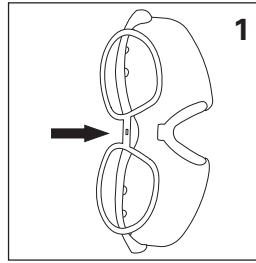


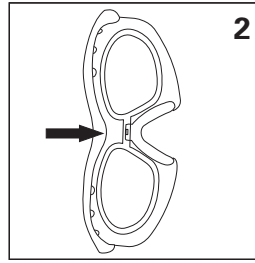
Tech Support Line  
1-800-727-2453  
0302\_1

## installation

# Radial II Rx insert installation



**Step 1**  
Align the bridge slot  
on Rx insert with the  
tab on Radial II  
nosepiece.

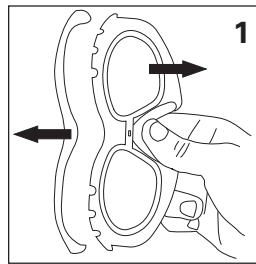


**Step 2**  
Press down until Rx  
insert snaps on to  
nosepiece tab.

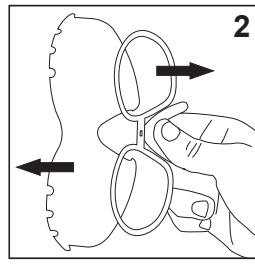
Tech Support Line  
1-800-727-2453  
0302\_1

## removal

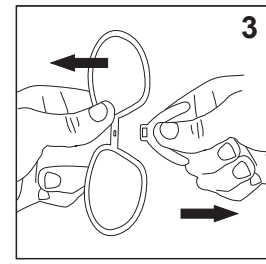
# Radial II Rx insert removal



**Step 1**  
Remove lens from  
frame.



**Step 2**  
Remove the  
nosepiece assembly  
from the lens.



**Step 3**  
Grip the Rx insert  
near the bridge, and  
remove it from the  
nosepiece tab.